



Critical Review

YB-Q4



By: Kaitlyn A

Agenda

Introduction of myself


Introduction of the yearbook

Favourite sections

Least favourite sections

Notable features

Final thoughts





Me!
(Kaitlyn Aliwalas)



Who am I?

- My name is Kaitlyn Aliwalas and I am a grade 12 student in Yearbook. I joined halfway through the year and have really enjoyed learning how to edit and understand the concepts that are involved with creating a yearbook.
- I am going to be reviewing Brookswood Secondary's yearbook from the year 1998
- I choose to review this book because the cover is very eye drawing and made me curious to see what the inside looked like




Brookwood Secondary

Year 1998

Volume 24

Yearbook



About the book

This yearbook is quite abstract and has a graffiti style to it, while also being filled with some pages having lots of fun colours and others BW. The graffiti style really draws attention to the book, that intrigues the reader and makes them excited to turn the page and see what the book beholds. The whole design of the book inside and out screams 90's

Within the book there are multiple different sections. The book starts with "Brookswood's World", goes over to the grades, descending from the grads to the 8's, after it's the groups/clubs, Sports, education, and staff, then the final section finishes off with a review of Brookswood in 1998

- 4-Brookswood World
- 22-The Grad Class
- 48-Grade Elevens
- 56-Grade Tens
- 64-Grade Nines
- 72-Grade Eights
- 80-Groups & Clubs
- 96-Sports
- 112-Education
- 128-Staff
- 134-Index
- 140-Our World in Review



contents

4 **Introduction**
Welcome to the yearbook
and a message from the
editorial board.

22 **The Class**
Meet the students who
made up the yearbook class
this year. They all have an
exciting story to tell.

48 **Classroom**
A look at the classroom
and the students who
make it a special place.

64 **Grade**
A look at the students
who made up the grade
this year. They all have
an exciting story to tell.

72 **Grade**
A look at the students
who made up the grade
this year. They all have
an exciting story to tell.

80 **Faculty**
A look at the faculty
who made up the yearbook
class this year. They all
have an exciting story to
tell.

56 **Class**
A look at the students
who made up the yearbook
class this year. They all
have an exciting story to
tell.



96 **Class**
A look at the students
who made up the yearbook
class this year. They all
have an exciting story to
tell.



112 **Class**
A look at the students
who made up the yearbook
class this year. They all
have an exciting story to
tell.


128 **Class**
A look at the students
who made up the yearbook
class this year. They all
have an exciting story to
tell.

134 **Class**
A look at the students
who made up the yearbook
class this year. They all
have an exciting story to
tell.

140 **Class**
A look at the students
who made up the yearbook
class this year. They all
have an exciting story to
tell.

Favourite

Sections



Favourite Sections:

The sections that stood out to me were


- The front cover of the yearbook
- The pages for the holidays (Christmas, Halloween)
- The section of expression
- Our world





The cover

- My favourite part of the whole book is the design of the cover
- The cover is so unique and eye catching it makes me want to look at every detail



Holidays

This page and the Halloween page I really enjoyed because it was interesting to compare 1998 Christmas and Halloween to 2024




Our World Around Us



This section was very interesting to read because it gave you a feel of what they experienced while in highschool and their POV. If I was to create my own yearbook design I would include the fun colours they have on this page and the holiday page.

Notable Features



What stood out	like/dislike	Why?	Include in own design?
The choice of colours	Like	The choice of colours was retro and the pop of colour made the book nice to look at	yes
BW	Dislike	The amount of BW made the book dull, but with the contrast with the colour made it not as bad	Yes, but not as much
Grads at the front	Dislike	I disliked this feature because since the Grads are finishing school, it only feels right to have them at the end	No

Final Thoughts

Overall the sections of the yearbook were interesting, I would include a little more sections because a lot of the book seemed to be of the classes. I would also change it so more of the photos were in colour, the BW made it hard to actually look at the pictures. I also would arrange the sections differently so the grads were at the end. The designs and page layout were on point.





Thanks!

Thank you for an amazing semester Mr. Goldsack, it was so wonderful to be in your class. I hope you have an awesome summer!