

Yearbook Page Layout

Design Ideas and Examples

Key Components

- Sight Lines

- Sits above or below the centre line of the pages.

- Dominate Image

- Focal point of the page(s) largest photo and is place near sight line.

- Headings

- Largest text. Short and to the point. Provides information about content on page(s).

Things to consider...

- No limit of amount of photos or sizes. Clarity is the key.
- Use of text; although not mandatory it do help to break up visual content.
- Background; is it a design? Solid colour? Altered picture?
- What type of page is it? Portrait pages will organized differently from Transition pages and General Content pages.
- Shapes as picture frames; Squares and rectangles are the standard.
 - Circles, ovals, other shapes can be used but sparingly and under certain circumstances.
- Make sure check out previous Yearbooks. There are lots of ideas, big and small.

Girls' Basketball



E. Gandy



Varsity: Back Row: Jordan White, Emily McCaw, Taylor Dunn, Samantha Clavenette, Lauren Mosher, Emma Gandy, Courtney Dietzel, Front Row: Mary Beth Evangelista, Brianna Wade, Kaley Smith, Chloe Entenberg, Alysha Lofton

JV: Back Row: Patricia DeCesare, Melissa Veal, Chandler Drea, Victoria Prosser, Meghan Kuipers, Jennifer Haas, Front Row: Samantha Smith, Makela Madala, Courtney Taylor, Emily Demico, Samantha Miller



B. Wade



A. Lofton



L. Mosher



C. Entenberg



T. Dunn



T. DeCesare




STATS

Notre Dame: 43-00
Penn Wood: 72-48
Council Rock North: 48-42
Pennridge: 47-36
North Penn: 25-44
Quakerstown: 18-16
Penn Charter: 61-69
Struth Haven: 62-30

Pennsbury: 54-39
C.B. West: 53-46
Council Rock South: 50-38
Souderton: 27-29
C.B. East: 35-32
Pennridge: 52-38
Upper Merion: 44-16
Holtzho-Horsham: 37-24
Quakerstown: 55-31

North Penn: 51-53
Holtzho-Horsham: 30-27
C.B. West: 33-65
Souderton: 34-45
C.B. East: 44-39
Plymouth Whitemarsh: 40-30
North Penn: 40-43
Upper Dublin: 35-32
Garnett Valley: 33-41



1. **MOVIE ON UP** After losing a close game against team Nike, the Vikings celebrate their victory as their soccer team advances to the next round during the winter homecoming week. **2** **GOING DOWN** Showing off his sophomore class spirit, Derek Swaby gets loud during the winter homecoming rally.

"Only in the N Building," #historyprobs #hiber
Brandon Hernandez, 11



4. **GO BIG OR GO HOME** Getting pumped up before the winter homecoming rally, Landon Flowers and Matthew Washington go all out one last time. "I wanted to go big," Flowers said. "I screamed a little louder and showed a little harder this rally."

IN THE TIME it takes to read this theme copy you could tweet the story Cardoso just told your Chem class (@FBNC, yeah), dodge Captain Crunch in the parking lot (doh! better luck next time), grab a mic and challenge J-Swagg to Freestyle Friday (steady mobin' MOB), paint your face black and gold for the rival game against Beyer (this-is-our-house) and study for Kopeck's AP Gov test (is it Superhero Thursday yet?)



NOW



has never happened before



5. **GOING UP** During the 3rd annual Fall Festival Show, Maria Sheehy and her friends show off their sophomore class spirit by performing a freestyle rap. "I wanted to go big," Sheehy said. "I screamed a little louder and showed a little harder this rally."



"THE GAME ONLY LASTS FOR A LITTLE, BUT THE CONNECTIONS WE MADE WITH EACH OTHER WILL LAST US A LIFETIME." -ERIN KERBY, 12

BELLA INGUI, 10



REAGAN PHILLIPS, 11



JACOB EDMONDS, 12




BRIAN SHOCKLEY, 12




JENNA FITZSIMMONS, 10




KAITLIN KRASON, 12



ERIN KERBY, 12



JORDAN MACARTHUR, 12



ELISANDRO ARAGON, 11



FALL SPORTS >>

cross country	52	softball	58	volleyball	66
varsity football	54	men's soccer	60	gymnastics & golf	68
JV/fresh football	56	field hockey	62	marching band	70





For the first time at WSCA we had a homecoming soccer and football game. To start off the night the soccer team won their game. After that the homecoming court was announced, escorted by their loved ones. Then the football game began which was featured on KCRA 3! The following night was the homecoming dance. It was a great experience for everyone! **COMMENT BY HAYLEE DORRIS AND HANNAH LA GABED.**

HOME COMING



TWIN TUESDAY
Griffin Buch, Mrs. Lutz, and Mr. Minsky




WACKY WEDNESDAY
Paige Carter and Brandon Adams



THROWBACK THURSDAY
Charissa Enns, Amanda Hansen, and



SPIRIT DAY
Kyra Merer, Ashlynn Liberty, Gwendolyn Von dohlen, and Sophie Kettela



"MY FRIENDS VOTED FOR ME AS A JOKE BUT I ENDED UP WINNING JUNIOR PRINCE. I PROBABLY WOULDN'T HAVE GONE IF I WASN'T NOMINATED AND I'M HAPPY I WENT BECAUSE HOME COMING WAS REALLY FUN!"
-KYLE SCHUMACHER, 11



Below the friday night lights, Zac Arthur asks Megan Gessel to homecoming and serenades her, singing "Cheerleader" by DMV. "I came up with the idea myself. It's big, elaborate and in front of everyone so it's perfect for her. Also this year I'm playing football and she's captain of the cheer team."



In the beginning of October, Reed Dayton asked Abril Arauz to homecoming. Reed filled Abril's car with balloons and had a sign that said "Will you fly up to homecoming with me?" When asked how Reed thought of the idea he replied, "She said she would say no if I didn't ask her in a Disney way." Abril loved the idea. "I was like 'Oh there are like 500 balloons in my car' I was really surprised!"

1. Griffin Buch 11 and Kyle Schumacher 11 celebrate Kyle's Homecoming Prince nomination with jumping high five.
2. Gianni Haynie 8, Melody Gachet 9, and Kaleyah Calhoun pose at the end of their dance team performance.
3. Jaden McGowan 9, dragging Greg Murphy 12, on a blanket in a race during the rally.
4. Lu Blackmore and Mercedes Guzman participate in the homecoming rally.
5. The High School soccer team celebrates their win as they run off the field.
6. Nick Riebeck 12, walking with his loved one, Justin Bieber, to accept his homecoming nomination.
7. Reyna McDusen 9 and Dominique Leibman 9 taking pre-homecoming pictures.
8. Haylee Dorris 11,
9. Former WSCA student Lauren Diercks reunited with Alicia Chan 12 and Nicole Troy 12, to attend the dance.
10. David Gaston 10, and his guest from another school, pose for a picture before the dance.
11. A group of Sophomores take a picture together after the dance.
12. Hayley Holder 9, Jun Beardley 9, Sophia Delis 9, and Luxy Aguilar 9 spend time together taking pictures and getting ready before the dance.
13. The live band 'The Marty Mellys' consisting of WSCA students take a picture after their amazing performance.



YEAR BOOK S T A F F

Ipsum dolor sit amet, consectetur adipiscing elit. Ut sollicitudin, dolor in sagittis tincidunt, sem sapien aliquam odio, eu iaculis odio nibh at mauris. Praesent vitae tellus gravida mi gravida faucibus. Fusce vulputate, nibh ut fringilla ullamcorper, nisl diam volutpat diam, ac tempor turpis lorem et metus. Donec massa nibh, aliquet sit amet convallis nec, ullamcorper at urna. Phasellus felis libero, venenatis nec faucibus a, sociisque eu enim. In ornare diam vitae metus aliquam volutpat. Vivamus et purus a mauris faucibus cursus. Praesent gravida iaculis erat, ut dictum libero fermentum non. Nullam sit amet quam lorem. Aenean ipsum velit, placerat vel laoreet et, sollicitudin et oed.

Ipsum dolor sit amet, consectetur adipiscing elit. Ut sollicitudin, dolor in sagittis tincidunt, sem sapien aliquam odio, eu iaculis odio nibh at mauris. Praesent vitae tellus gravida mi gravida



Drop Photo Here

1

1 Photo one 2 Photo
two 3 Photo three 4
Photo four

Drop Photo Here

5

5 Photo five 6 Photo six 7 Photo seven 8 Photo eight

TITLE HERE

In fact, we won't even try to argue. That would get boring. But you know what? There's a way to fix that.

You can take one yearbook page template and turn it into four different ones that will give your yearbook pages that cohesive, but not boring, look. The trick is so easy you'll be laughing, and so effective you'll pinch yourself.

Drop Photo Here

2

Drop Photo Here

4

Drop Photo Here

6

Drop Photo
Here

3

TITLE HERE

All too often, though, we talk to yearbook advisors who are skipping them for the same reason: They don't want to use the same template over and over and over again, on every page. They think that would be boring.

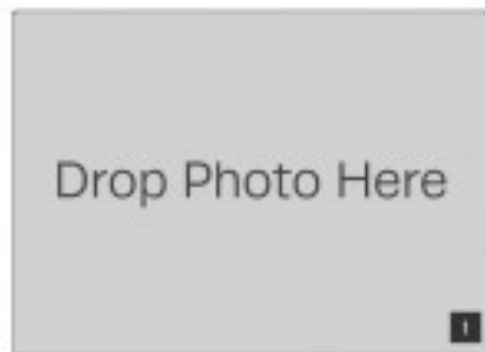
Fair enough.

Drop Photo Here

7

Drop Photo Here

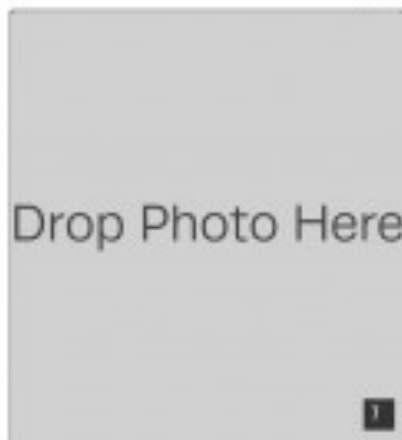

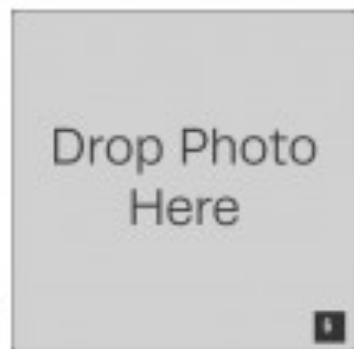
8



TITLE HERE

All too often, though, we talk to yearbook advisors who are skipping them for the same reason: They don't want to use the same template over and over and over again, on every page. They think that would be boring.

Fair enough.



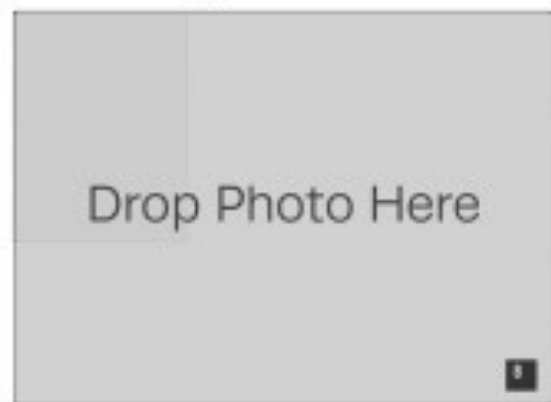
TITLE HERE

In fact, we won't even try to argue. That would get boring. But you know what? There's a way to fix that.

You can take one yearbook page template and turn it into four different ones that will give your yearbook pages that cohesive, but not boring, look. The trick is so easy you'll be laughing, and so effective you'll pinch yourself.



5 Photo five 6 Photo six 7 Photo seven 8 Photo eight



1 Photo one 2 Photo two 3 Photo three 4 Photo four