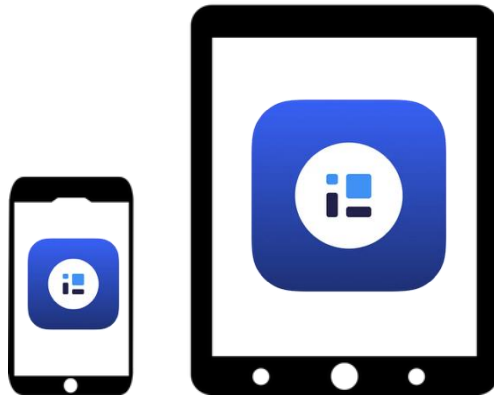




**“WE DO NOT LEARN FROM EXPERIENCE...WE
LEARN FROM REFLECTING ON EXPERIENCE” ~DEWEY**


GOAL: Access SPACES EDU



OR



Preferred



Optional
(mobile device)

BEFORE PROCEEDING


If you are going to use a Browser (*Safari or Chrome*) to access SPACES you MUST allow **Pop Ups**



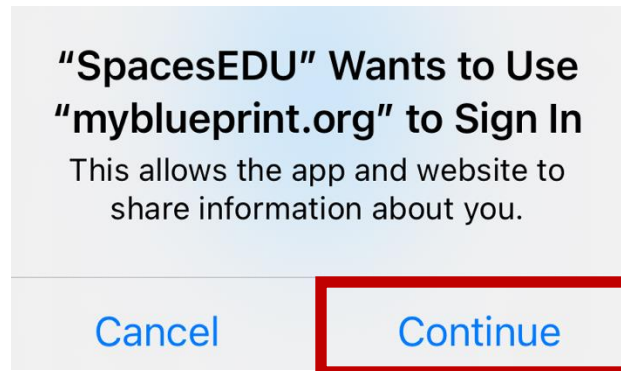
Scan to access help



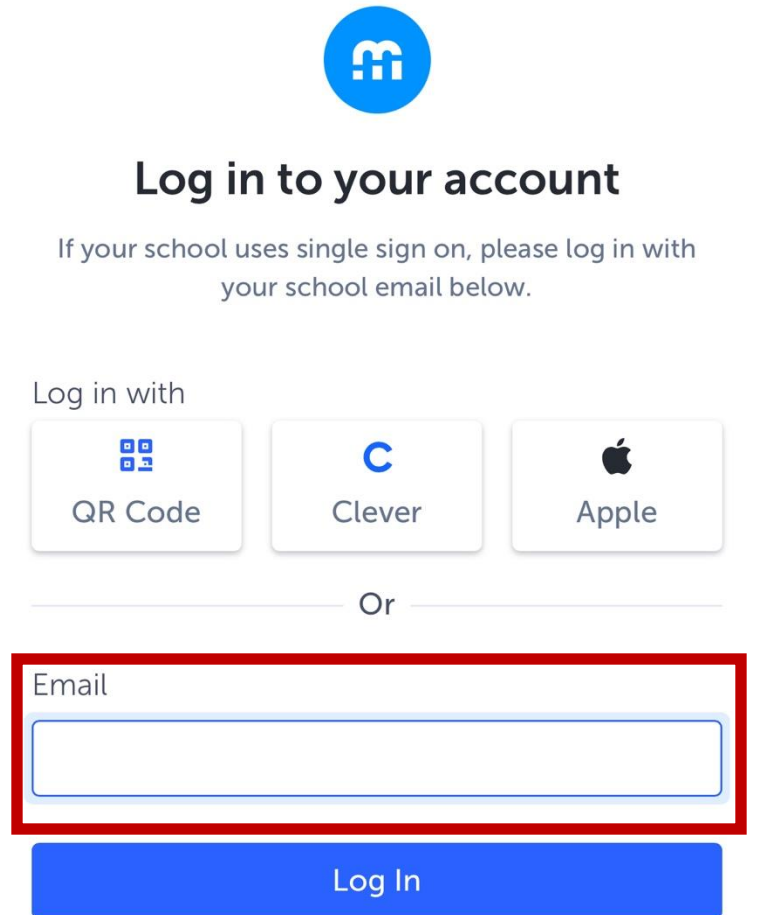
GOAL: Accessing your SPACES account



1. Click 'Log In'



2. Click 'Continue'



See next slide for details on how to enter your email.

GOAL: Accessing your SPACES account

3. Log into your Spaces  Account

EMAIL: jstudent1234@langleyschools.ca

(first initial + last name + last 4 digits of student # @langleyschools.ca)

NOTIFY YOUR TEACHER IF YOU ARE ASKED TO ENTER A PASSWORD DIRECTLY INTO THE SPACES APP

4. Log into Langley Schools...



Sign in

[Can't access your account?](#)

Next



← @langleyschools.ca

Enter password

Password

[Forgot my password](#)

Sign in



GOAL: Capturing your evidence



Classes



All Work



Portfolios

NEW - Select the
'Portfolios' Icon

IMPORTANT

Active

Archived

School Portfolio

Core Competency Portfolio Grade

13 Posts

Select your Grade level Portfolio

GOAL: Capturing your evidence

Start by Creating

+ Create

a Post

Make sure you have
captured your
evidence

Subject / Core Competency / 'I can statement #

A brief description of the learning task.
• TIP: Consider using the voice to text option.

Post Details

STEP 1 OF 2

Media

Add up to 10 files



Camera



Audio



File



URL

Title

English / Thinking / #5

23/100

Post Description

We were reading '**The Outsiders**' and comparing and contrasting themes from the book with present time.

101/5000

GOAL: Documenting your evidence

Post Selections

STEP 2 OF 2

Post to *

Portfolio

Core Competency Portfolio Grade

Section

Select a Section

Are you POSTING to the correct SECTION?



Select Section

Click when done



Search Sections...



Thinking



Personal & Social




Crunch It Reflection

1:24



Create Post

Save Draft



Click when Ready to POST





GOAL: Reflect on how it went


ELA/ Thinking/ 3


I can this represents my thinking in English languages


2. How did it go?

































Got it done!


Good

Meh

BD





Reflect...






BD

Reflect...





RECONNECT...

Digital Tools & Technology

Spaces – Student Help ▶

Digital Tool Family Resources

Staff Edu-Technology Help

Vetted and Approved iPad Apps

Spaces – Student Help



On this page, you will find videos and instructions to help you use Spaces to complete your Core Competency Reflections.

LOG IN – Please use this link to directly log into your Spaces account [↗](#)

Step 1: Grab It (Collecting Evidence of the Core Competencies)

What you will do: During this step you will be supported by your teachers as you collect samples of your learning (evidence).

Why: Evidence collected during this step will be used at various times throughout the school year as you reflect on your growth as a learner. Check this out to learn more about the importance of reflection:



How often: 4 times per semester in all your classes.

Looking for help: The following videos have been put together to guide you through the Grab-it process. Should you prefer to read through the process, click on the thumbnail below.

